

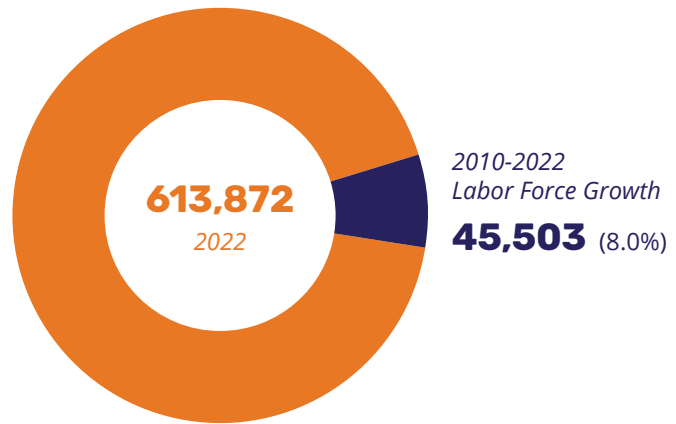
# Manufacturing

More than **300** manufacturing industry companies



## LABOR FORCE

Our 16-county labor shed has a population of 1.3 million with "a minute per mile" commutes.



## Manufacturing Industry

The Huntsville area manufacturing industry is comprised of a mix of aerospace, defense, automotive, electronics and other advanced technology production companies. With nearly 100,000 manufacturing workers in the region, the sector makes up 12 percent of the local employment base.

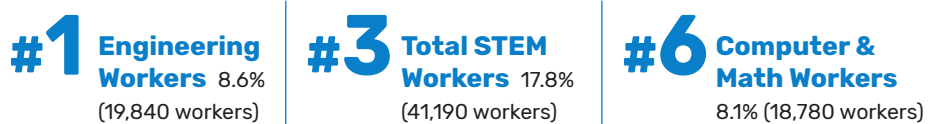
## Sites & Infrastructure

The community's inventory of available sites provides the infrastructure to support such recent growth as the new **Mazda Toyota Manufacturing USA** automotive OEM and suppliers.

## Alabama Robotics Technology Park

RTP's mission is to provide a technically trained, highly skilled, and educated workforce for automation and robotics, to assist public and private entities in developing new robotics systems and technologies, and to promote the creation, growth, or expansion of companies through innovative technology solutions.

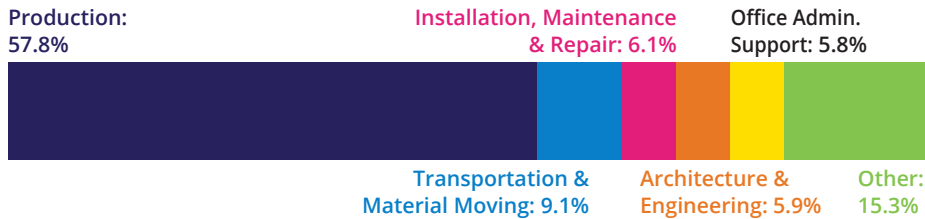
## STEM Workforce National Rankings



# INDUSTRY SNAPSHOT

## Manufacturing

Industry Output: **\$13 billion**  
 Industry Share of Total GDP: **22.6%**



### Employment

|   | Empl          | LQ          |
|---|---------------|-------------|
| Plastics Product Manufacturing                                | 3,609         | 3.32        |
| Guided Missile & Space Vehicle Manufacturing                  | 3,131         | 12.34       |
| Motor Vehicle Electrical & Electronic Equipment Manufacturing | 2,151         | 10.34       |
| Automobile Manufacturing                                      | 2,039         | 4.03        |
| Motor Vehicle Gasoline Engine & Engine Parts Manufacturing    | 1,950         | 9.43        |
| Machine Shops   | 1,921         | 2.00        |
| Plastics Material & Resin Manufacturing                       | 1,730         | 8.21        |
| Fabricated Structural Metal Manufacturing                     | 1,672         | 5.16        |
| Remaining Component Industries                                | 81,443        | 2.23        |
| <b>Manufacturing</b>  | <b>99,659</b> | <b>2.21</b> |

### Post-secondary Education

**12** Colleges & Universities  
 Total Enrollment: **60,000**  
**1,185** Annual MFG-related degrees



CALHOUN  
COMMUNITY COLLEGE



Source: JobsEQ®, <http://www.chmuraecon.com/jobseq>  
 Copyright © 2022 Chmura Economics & Analytics, All Rights Reserved.



**LUCIA CAPE, cce**  
 Sr. VP, Economic Development & Workforce  
[lcape@hsvchamber.org](mailto:lcape@hsvchamber.org)  
 1-256-535-2033

**CHIP CHERRY, cce**  
 President & CEO  
[ccherry@hsvchamber.org](mailto:ccherry@hsvchamber.org)  
 1-256-535-2006

**MIKE WARD, cce**  
 Sr. VP, Government & Public Affairs  
[mward@hsvchamber.org](mailto:mward@hsvchamber.org)  
 1-256-535-2030